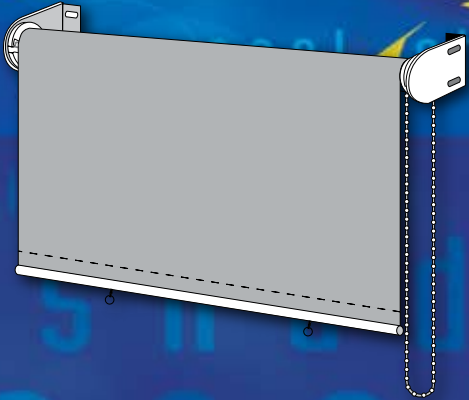




# Coolaroo Sun Shades Select Series



**A Smooth Action Roller Clutch Mechanism**



**Available Colors** \_\_\_\_\_

**Mocha**



## Select Series Sun Shades

The Select Series combines Coolaroo's unique knitted fabric with the advanced smooth operating system of Premier Series Product. A unique stylish fusion of Coolaroo's Sun Shades Line.

### Coolaroo Select Features:

- **Unique Knitted Classic Series Fabric** – provides a uniquely stylish look with superior durability.
- **A Smooth Action Roller Clutch Mechanism** – designed to provide a smooth even roll even when exposed to extreme weather conditions.
- **Stainless Steel 'Tie-Downs'** – for a stylish finish to secure the blind in the down position.
- **Superior UV Block** – protecting your family & furnishings from the damaging effects of the sun.
- **A Double Cooling Factor** – significantly blocking the sun's heat, but allowing air flow substantially reducing temperatures and reducing energy costs.
- **Weather Resistant Fabric and Components** – resistant to fade, mold, and mildew in addition to making the shade simple to clean.
- **A Light Filtering Weave** – fabric construction significantly reduces glare without darkening a room's interior.


### Consumer Friendly Packaging

- Clear PVC cartons designed to give the consumer a view of the fabric and components.
- Four color insert label providing clear application images plus features and benefits.

Item Code	Item Width	Item Drop	Item Color	Mstr Ctn Qty	Mstr Ctn Dimensions (LxWxH)	Cubic Dimensions	Gross Weight (lbs)
339432	4'	6'	Mocha	3	52.36" x 8.86" x 3.94"	1.057757	16.18
338886	6'	6'	Mocha	3	79.33" x 8.86" x 3.94"	1.602595	24.03
338893	8'	6'	Mocha	3	103.0" x 9.06" x 3.94"	2.127737	30.00
338909	10'	6'	Mocha	3	126.8" x 9.06" x 3.94"	2.619389	35.94



# Coolaroo Sun Shades Premier Series



**A Smooth Action Roller Clutch Mechanism**



## Premier Series Sun Shades

### Coolaroo Premier Features:

- **Elegant Thin Woven Premier Series Fabric** – fashionable for any home's exterior or interior.
- **A Smooth Action Roller Clutch Mechanism** – designed to provide a smooth even roll even when exposed to extreme weather conditions.
- **Stainless Steel 'Tie-Downs'** – for a stylish finish to secure the blind in the down position.
- **Superior UV Block** – protecting your family & furnishings from the damaging effects of the sun.
- **A Double Cooling Factor** – significantly blocking the sun's heat, but allowing air flow substantially reducing temperatures and reducing energy costs.
- **Weather Resistant Fabric and Components** – resistant to fade, mold, and mildew in addition to making the shade simple to clean.
- **A Light Filtering Weave** – fabric construction significantly reduces glare without darkening a room's interior.



### Available Colors

#### Desert Sand



#### Tropic Weave




### Consumer Friendly Packaging

- Clear PVC cartons designed to give the consumer a view of the fabric and components.
- Four color insert label providing clear application images plus features and benefits.

Item Code	Item Width	Item Drop	Item Color	Mstr Ctn Qty	Mstr Ctn Dimensions (LxWxH)	Cubic Dimensions	Gross Weight (lbs)
339449	4'	6'	Desert Sand	3	52.36" x 8.86" x 3.94"	1.057757	16.18
070608	6'	6'	Desert Sand	3	79.33" x 8.86" x 3.94"	1.602595	24.03
070806	8'	6'	Desert Sand	3	103.0" x 9.06" x 3.94"	2.127737	30.00
071803	10'	6'	Desert Sand	3	126.8" x 9.06" x 3.94"	2.619389	35.94
061880	8'	8'	Desert Sand	3	103.0" x 9.65" x 4.10"	2.358331	47.19
12088-4	8'	8'	Tropic Weave	3	103.0" x 9.65" x 4.10"	2.358331	50.00



# Coolaroo Sun Shades Designer Series



A Smooth Action Roller Clutch Mechanism



\*Valance not included

## Available Colors

### Sandal Wood



### Birch



## Designer Series Sun Shades

### Coolaroo Designer Features:

- **Elegant Thin Woven Designer Series Fabric** – fashionable for any home's exterior or interior.
- **A Smooth Action Roller Clutch Mechanism** – designed to provide a smooth even roll even when exposed to extreme weather conditions.
- **Stainless Steel 'Tie-Downs'** – for a stylish finish to secure the blind in the down position.
- **Superior UV Block** – protecting your family & furnishings from the damaging effects of the sun.
- **A Double Cooling Factor** – significantly blocking the sun's heat, but allowing air flow substantially reducing temperatures and reducing energy costs.
- **Weather Resistant Fabric and Components** – resistant to fade, mold, and mildew in addition to making the shade simple to clean.
- **A Light Filtering Weave** – fabric construction significantly reduces glare without darkening a room's interior.

### Consumer Friendly Packaging

- Clear PVC cartons designed to give the consumer a view of the fabric and components.
- Four color insert label providing clear application images plus features and benefits.

Item Code	Item Width	Item Drop	Item Color	Mstr Ctn Qty	Mstr Ctn Dimensions (LxWxH)	Cubic Dimensions	Gross Weight (lbs)
338930	10'	6'	Birch	3	126.8" x 9.06" x 3.94"	2.619389	38.0
338923	8'	6'	Birch	3	103.0" x 9.06" x 3.94"	2.127737	33.0
338916	6'	6'	Birch	3	79.33" x 8.86" x 3.94"	1.602595	28.0
338961	10'	6'	Sandal Wood	3	126.8" x 9.06" x 3.94"	2.619389	38.0
338954	8'	6'	Sandal Wood	3	103.0" x 9.06" x 3.94"	2.127737	33.0
338947	6'	6'	Sandal Wood	3	79.33" x 8.86" x 3.94"	1.602595	28.0



# Coolaroo Sun Shades Custom Series

## Knitted Select Series Fabric



Mocha



Smoke

## Elegant Thin Woven Premier Series Fabric



Grey



Black



Brown



White



Desert Sand

## Elegant Thin Woven Designer Series Fabric



Spring Sage



Java



Tropic Weave



Birch



Sandal Wood



Black



Linen



White



## Custom Series Sun Shades

Now our Premier Series window shades can be custom ordered in a variety of sizes and colors. Custom Sun Shades are available in Select, Premier, and Designer.

### Coolaroo Custom Series Features:

- **Knitted Select Series & Elegant Woven Premier & Designer Series Fabric** – fashionable for any home's exterior or interior.
- **A Smooth Action Roller Clutch Mechanism** – designed to provide a smooth even roll even when exposed to extreme weather conditions.
- **Stainless Steel 'Tie-Downs'** – for a stylish finish to secure the blind in the down position.
- **Superior UV Block** – protecting your family & furnishings from the damaging effects of the sun.
- **A Double Cooling Factor** – significantly blocking the sun's heat, but allowing air flow substantially reducing temperatures and reducing energy costs.
- **Weather Resistant Fabric and Components** – resistant to fade, mold, and mildew in addition to making the shade simple to clean.
- **A Light Filtering Knit or Weave** – fabric construction significantly reduces glare without darkening a room's interior.

### Consumer Friendly Packaging

- Clear PVC cartons designed to give the consumer a view of the fabric and components.
- Four color insert label providing clear application images plus features and benefits.

Item Code	Item Width	Item Drop	Item Color	Mstr Ctn Qty	Mstr Ctn Dimensions (LxWxH)	Cubic Dimensions	Gross Weight (lbs)
Customized per order	up to 144"	up to 144"	See above options	Customized per order	Dependant upon size of shade	Dependant upon size of shade	Dependant upon size of shade